

TERAI TEA CO. LTD.


Scrip Code : 530533 Class of Security : Equity  
 Quarter ended: 31/12/2014

Partly paid-up shares:-	No of partly paid-up shares	As a % of Total No of partly paid-up shares	As a % of total No of shares of the company
Held by promoter/promoter group	Nil	Nil	Nil
Held by public	Nil	Nil	Nil
Total	Nil	Nil	Nil

Outstanding convertible securities:-	No of Outstanding securities	As a % of Total No of outstanding convertible securities	As a % of Total No of shares of the company assuming full conversion of the convertible securities
Held by promoter/promoter group	Nil	Nil	Nil
Held by public	Nil	Nil	Nil
Total	Nil	Nil	Nil

Warrants:-	No of warrants	As a % of Total No of warrants	As a % of Total No of shares of the company assuming full conversion of warrants
Held by promoter/promoter group	Nil	Nil	Nil
Held by public	Nil	Nil	Nil
Total	Nil	Nil	Nil

Total paid-up capital of the company assuming full conversion of warrants and convertible securities 6879300 Shares of Rs.10/- each



TERAI TEA CO. LTD.

Script Code : 530533 Name of the Scrip : [CESE] Class of Security : Equity Face Value : Rs. 10/-  
 (I)(a) Statement showing Shareholding Pattern Quarter ended: 31/12/2014

Category Code (I)	Category of Shareholder (II)	No of Share-holders (III)	Total No of Shares (IV)	No of Shares held in Demat Form (V)	Total shareholding as a % of Tot Shrs		Shares pledged or otherwise encumbered	
					As a % of (A+B) (VI)	As a % of (A+B+C) (VII)	Shares (VIII)	As a % (IX)=(VIII)/(IV)*100
<b>A.Promoter and Promoter Group</b>								
<b>1.Indian</b>								
	a. Individuals/Hindu Undivided Family	2	4475600	4475600	65.0589	65.0589	Nil	Nil
	b. Central/State Government(s)							
	c. Bodies Corporate	3	627500	627500	9.1216	9.1216	Nil	Nil
	d. Financial Institutions/Banks							
	e. Any Other							
	Sub Total (A1)	5	5103100	5103100	74.1805	74.1805	Nil	Nil
<b>2.Foreign</b>								
	a. Individuals (NRI/Foreign Individuals)							
	b. Bodies Corporate							
	c. Institutions							
	d. Qualified Foreign Investor							
	e. Any other							
	Sub Total (A2)							
	Total Shareholding of Promoter and Promoter Group A=(A)(1)+(A)(2)	5	5103100	5103100	74.1805	74.1805	Nil	Nil
<b>B.Public Shareholding</b>								
<b>1.Institutions</b>								
	a. Mutual Funds/UTI							
	b. Financial Institutions/Banks							
	c. Central/State Government(s)							
	d. Venture Capital Funds							
	e. Insurance Companies							
	f. Foreign Institutional Investors							
	g. Foreign Venture Capital Investors							
	h. Qualified Foreign Investor							
	i. Any Other							
	Sub Total (B1)							
<b>2.Non-Institutions</b>								
	a. Bodies Corporate	36	1496684	1407684	21.7563	21.7563		
	b. Individuals holding							
	i. Nominal Share Capital up to Rs.1 Lakh	1439	252540	175258	3.671	3.671		
	ii. Nominal Share Capital in excess of Rs.1 Lakh	2	24835	24835	.361	.361		
	c. Qualified Foreign Investor							
	d. Any Other							
	Clearing Member	3	1516	1516	.022	.022		
	Non Resident Individual	3	625	625	.0091	.0091		
	Sub Total (B2)	1483	1776200	1609918	25.8195	25.8195		
	Total Public Shareholding B=(B)(1)+(B)(2)	1483	1776200	1609918	25.8195	25.8195		
	Total (A)+(B)	1488	6879300	6713018	100.0000	100.0000		



**TERAI TEA CO. LTD.**

Scrap Code : 530533 Class of Security : Equity Face Value : Rs. 10/-  
 (I)(a) Statement showing Shareholding Pattern Quarter ended: 31/12/2014

Category Code (I)	Category of Shareholder (II)	# of Share-holders (III)	Total No of Shares (IV)	No of Shares held in Demat Form (V)	Total shareholding as a % of Tot Shrs		Shares pledged or otherwise encumbered	
					As a % of ( A + B ) (VI)	As a % of ( A+B+C ) (VII)	Shares (VIII)	As a % (IX)=(VIII)/(IV)*100
C. Shares held by Custodian & against which Depository Receipts have been issued								
	1. Promoter and Promoter Group		Nil	Nil	Nil			
	2. Public		Nil	Nil	Nil			
Grand Total (A)+(B)+(C)			1488	6679300	6713018		100.0000	



TERAI TEA CO. LTD.

(1)(b) Statement showing holding of securities (including shares, warrants, convertible securities) of persons belonging to the category 'Promoter and Promoter Group'

Quarter ended 31/12/2014

Page # 1

1. Indian

a. Individuals/Hindu Undivided Family

Sr No	Name of the Shareholder	Details of Shares held		Encumbered shares		Details of warrants		Details of convertible securities		Total % (including underlying shares, warrants, convertible securities and convertible securities) of diluted share capital	
		No of Shares held	As a % of Grand Total (A)+(B)+(C)	No.	As a %	As a % of Grand Total (A)+(B)+(C) of sub clause (I)(a)	No of Warrants held	As a % of total no of warrants of the same class	No of convertible securities held		As a % of convertible securities of the same class
(I)	(II)	(III)	(IV)	(V)	(VI)= (V)/ (III)*100	(VII)	(VIII)	(IX)	(X)	(XI)	(XII)
1	Ajit Kumar Agarwala	2576800	37.4573	Nil	Nil	Nil	Nil	Nil	Nil	Nil	37.45
2	SHASHIKALA AGARWALA	1898800	27.6016	Nil	Nil	Nil	Nil	Nil	Nil	Nil	27.60
Total :		4475600	65.0589	Nil	Nil	Nil	Nil	Nil	Nil	Nil	65.05



TERAI TEA CO. LTD.

(D)(b) Statement showing holding of securities (including shares, warrants, convertible securities) of persons belonging to the category 'Promoter and Promoter Group'

Quarter ended 31/12/2014

Page 1

1. Indian

c. Bodies Corporate

Sr No	Name of the Shareholder	Details of Shares held		Encumbered shares		Details of warrants		Details of convertible securities		Total (including underlying shares arising from conversion of warrants and convertible securities) as of diluted share capital	
		No of Shares held	As a % of Grand Total (A)+(B)+(C)	No.	As a %	As a % of Grand Total (A)+(B)+(C) of sub clause (I)(a)	No of Warrants held	As a % of total no of warrants of the same class	No of convertible securities held		As a % of total no of convertible securities of the same class
(I)	(II)	(III)	(IV)	(V)	(VI)= (V)/ (III)*100 (VII)	(VIII)	(IX)	(X)	(XI)	(XII)	
1	ABHIJIT TEA COMPANY PVT. LTD.	470000	6.8321	Nil	Nil	Nil	Nil	Nil	Nil	Nil	6.8321
2	TERAI FINANCIAL SERVICES PRIVATE LIMITED	127500	1.8534	Nil	Nil	Nil	Nil	Nil	Nil	Nil	1.8534
3	JALDACCA TEA PLANTATIONS PRIVATE LIMITED	30000	.4361	Nil	Nil	Nil	Nil	Nil	Nil	Nil	.4361
Total :		627500	9.1216	Nil	Nil	Nil	Nil	Nil	Nil	Nil	9.1216



TERAI TEA CO. LTD.

Page # 1

(I)(c)(i) Statement showing holding of securities (including shares, warrants, convertible securities) of persons belonging to the category "Public" and holding more than 1% of the total no of shares

Sr No	Name of the Shareholder	No of Shares held	Details of warrants		Details of convertible securities		Total shares (including convertible securities assuming full conversion of warrants and convertible securities) as a % of diluted share capital	
			% of total no of shares (i.e., Grand Total (A)+(B)+(C) indicated in Statement at para (I) (a) above)	No of Warrants held	As a % of total no of Warrants of the same class	No of convertible securities held		% w.r.t total no of convertible securities of the same class
1	FLEXCO SUPPLIERS PRIVATE LTD	348400	5.0674	Nil	Nil	Nil	Nil	5.0674
2	ADDHUT SUPPLIERS PVT LTD	347500	5.0514	Nil	Nil	Nil	Nil	5.0514
3	EVERSAFE DISTRIBUTORS (P) LTD	347500	5.0485	Nil	Nil	Nil	Nil	5.0485
4	GANGOTRI WYAFAR PRIVATE LIMITED	346200	5.0325	Nil	Nil	Nil	Nil	5.0325
5	SHRINE VANIJYA PVT LTD	87200	1.2676	Nil	Nil	Nil	Nil	1.2676
Total		1476800	21.4673	Nil	Nil	Nil	Nil	21.4673




PROMOTED BY THE GOVT OF INDIA

TERAI TEA CO. LTD.

Page 1

(I)(c)(ii) Statement showing holding of securities (including shares, warrants, convertible securities) of persons (together with PAC) belonging to the category "Public" and holding more than 5% of the total no of shares of the company

Sr No	Name(s) of the Shareholder(s) and the Persons Acting in Concert (PAC) with them	No of Shares (a) above	Details of warrants		Details of convertible securities		Total shares (including total no of underlying shares convertible assuming full conversion of warrants and convertible securities) as a % of diluted share capital	
			Shares as a % of total no of shares (i.e., Grand Total (A)+(B)+(C) indicated in Statement at para (I)	No of Warrants	As a % of total no of Warrants of the same class	No of convertible securities held		% w.r.t total no of convertible securities
1	FLEXCO SUPPLIERS PRIVATE LTD	348600	5.0674	Nil	Nil	Nil	Nil	5.0674
2	ADHUT SUPPLIERS PVT LTD	347500	5.0514	Nil	Nil	Nil	Nil	5.0514
3	EVERSAFE DISTRIBUTORS (P) LTD	347300	5.0485	Nil	Nil	Nil	Nil	5.0485
4	GANGOTRI VYAPAR PRIVATE LIMITED	346200	5.0325	Nil	Nil	Nil	Nil	5.0325
Total		1389600	20.1997	Nil	Nil	Nil	Nil	20.1997



TERAI TEA CO. LTD.

(T)(i) Statement showing details of locked-in shares as on 31/12/2014

Page # 1

Sl #	Folio/Title/Dp/Id	Name of the Shareholder	No of Locked-in Shares	Locked-in shares as a % of total No of shares (100%)		Promoter/Promoter Group/ Public
				Grand Total (B)+(D)+(E)	Indicated in Statement of para (T)(a) above	
----- NIL -----						





TERAI TEA CO. LTD.

(II)(a) Statement showing details of Depository Receipts (DRs) as on 31/12/2014

Sl #	Type of Outstanding DR (DRs, GDRs, SDRs, etc.)	No of outstanding DRs	No of Shares Underlying Outstanding DRs	Shares underlying outstanding DRs as a % of total No of Shares (i.e., Grand Total (5)+ (B)+(C) indicated in Statement at para (I)(a) above)
------	---	-----------------------------	--	---

--- Nil ---




TERAI TEA CO. LTD.

(II)(b) Statement showing holding of Depository Receipts (DRs), where underlying shares held by 'promoter/profounder group' are in excess of 1% of the total no of shares as on 31/12/2014

Sl # Name of the DR holder	Type of Outstanding DR (GDRs, CDRs, SDRs, etc.)	No of Shares Underlying Outstanding DRs	Shares underlying outstanding DRs as a % of total no of Shares (i.e., Grand Total (B)+ (C)+(D) indicated in Statement at para (I)(a) above)
----------------------------	--	--	---

--- Nil ---



10  
 11  
 12  
 13  
 14  
 15  
 16  
 17  
 18  
 19  
 20  
 21  
 22  
 23  
 24  
 25  
 26  
 27  
 28  
 29  
 30  
 31  
 32  
 33  
 34  
 35  
 36  
 37  
 38  
 39  
 40  
 41  
 42  
 43  
 44  
 45  
 46  
 47  
 48  
 49  
 50  
 51  
 52  
 53  
 54  
 55  
 56  
 57  
 58  
 59  
 60  
 61  
 62  
 63  
 64  
 65  
 66  
 67  
 68  
 69  
 70  
 71  
 72  
 73  
 74  
 75  
 76  
 77  
 78  
 79  
 80  
 81  
 82  
 83  
 84  
 85  
 86  
 87  
 88  
 89  
 90  
 91  
 92  
 93  
 94  
 95  
 96  
 97  
 98  
 99  
 100

TERAI TEA CO. LTD.

Physical / NSDL / CDSL Summary Report as on 31/12/2014

	Holdere	Shares	% age
Physical :	449	166282	2.4171
NSDL :	628	6495687	94.4237
CDSL :	391	217331	3.1592
	1468	6879300	100.0000



1000

1000

TERAI TEA CO. LTD.

Annexure I to Clause 41

As on 31/12/2014

18. Public Shareholding

- No of Shares : 1776200

- % of shareholding : 25.8195

19. Promoters and Promoter Group Shareholding

a) Pledged/Encumbered

- No of Shares : Nil

- % of shares : Nil  
(as a % of the total shareholding  
of promoter and promoter group)

- % of shares : Nil  
(as a % of the total share capital  
of the company)

b) Non-encumbered

- No of Shares : 5103100

- % of shares : 100.0000  
(as a % of the total shareholding  
of promoter and promoter group)

- % of shares : 74.1805  
(as a % of the total share capital  
of the company)

