

TERAI TEA CO. LTD.

Form Code : 530533 Class of Security : Equity
 Quarter ended: 30/06/2015

| | No of partly paid-up shares | As a % of Total No of partly paid-up shares | As a % of Total No of shares of the company |
|---------------------------------|-----------------------------|---|---|
| Partly paid-up shares:- | | | |
| Held by promoter/promoter group | Nil | Nil | Nil |
| Held by public | Nil | Nil | Nil |
| Total | Nil | Nil | Nil |

| | No of Outstanding securities | As a % of Total No of outstanding convertible securities | As a % of Total No of shares of the company assuming full conversion of the convertible securities |
|--------------------------------------|------------------------------|--|--|
| Outstanding convertible securities:- | | | |
| Held by promoter/promoter group | Nil | Nil | Nil |
| Held by public | Nil | Nil | Nil |
| Total | Nil | Nil | Nil |

| | No of warrants | As a % of Total No of warrants | As a % of Total No of shares of the company assuming full conversion of warrants |
|---------------------------------|----------------|--------------------------------|--|
| Warrants:- | | | |
| Held by promoter/promoter group | Nil | Nil | Nil |
| Held by public | Nil | Nil | Nil |
| Total | Nil | Nil | Nil |


Total paid-up capital of the company, assuming full conversion of warrants and convertible securities: 6379300 Shares of Rs.10/- each



ERAI TEA CO. LTD.

Form No. : 530533 Name of the Scrip : ISEI Class of Security : Equity Face Value : Rs. 10/-
 (IX) Statement showing Shareholding Pattern Quarter ended: 30/06/2015

| Scrip Code | Category of Shareholder | No. of Shareholders | Total No. of Shares Held in Demat Form | Total shareholding as a % of Tot. Shrs | | Shares pledged or otherwise encumbered | |
|---------------------------------------|--|---------------------|--|--|-------------------|--|-------------------------|
| | | | | As a % of (A+B) | As a % of (A+B+C) | Shares | As a % (C)/(A+B+C) |
| (I) | (II) | (III) | (IV) | (V) | (VI) | (VII) | (VIII) = (VII)/(IV)*100 |
| A. Promoter and Promoter Group | | | | | | | |
| 1. Indian | | | | | | | |
| | a. Individuals/Hindu Undivided Family | 2 | 4475089 | 4475000 | 65.0589 | 0 | 0.00 |
| | b. Central/State Government(s) | | | | | | |
| | c. Bodies Corporate | 3 | 627500 | 627500 | 9.1216 | 0 | 0.00 |
| | d. Financial Institutions/Banks | | | | | | |
| | e. Any Other | | | | | | |
| | Sub Total (A1) | 5 | 5103100 | 5103100 | 74.1805 | 0 | 0.00 |
| 2. Foreign | | | | | | | |
| | a. Individuals (NRI/Foreign Individuals) | | | | | | |
| | b. Bodies Corporate | | | | | | |
| | c. Institutions | | | | | | |
| | d. Qualified Foreign Investor | | | | | | |
| | e. Any other | | | | | | |
| | Sub Total (A2) | | | | | | |
| | Total Shareholding of Promoter and Promoter Group (A)=(A1)+(A2) | 5 | 5103100 | 5103100 | 74.1805 | 0 | 0.00 |
| B. Public Shareholding | | | | | | | |
| 1. Institutions | | | | | | | |
| | a. Mutual Funds/UTI | | | | | | |
| | b. Financial Institutions/Banks | | | | | | |
| | c. Central/State Government(s) | | | | | | |
| | d. Venture Capital Funds | | | | | | |
| | e. Insurance Companies | | | | | | |
| | f. Foreign Institutional Investors | | | | | | |
| | g. Foreign Venture Capital Investors | | | | | | |
| | h. Qualified Foreign Investor | | | | | | |
| | i. Any Other | | | | | | |
| | Sub Total (B1) | | | | | | |
| 2. Non-Institutions | | | | | | | |
| | a. Bodies Corporate | 47 | 1466763 | 1377763 | 21.3214 | 0 | 0.00 |
| | b. Individuals holding | | | | | | |
| | i. Nominal Share Capital up to Rs.1 Lakh | 1418 | 292971 | 217679 | 4.2597 | 0 | 0.00 |
| | ii. Nominal Share Capital in excess of Rs.1 Lakh | 1 | 14700 | 14700 | .2137 | 0 | 0.00 |
| | c. Qualified Foreign Investor | | | | | | |
| | d. Any Other | | | | | | |
| | e. Clearing Member | 6 | 1641 | 1641 | .0329 | 0 | 0.00 |
| | f. Non Resident Individual | 2 | 125 | 125 | .0018 | 0 | 0.00 |
| | Sub Total (B2) | 1474 | 1776200 | 1611708 | 25.0195 | 0 | 0.00 |
| | Total Public Shareholding B=(B1)+(B2) | 1474 | 1776200 | 1611708 | 25.0195 | 0 | 0.00 |
| | Total (A)+(B) | 1477 | 6879300 | 6715008 | 100.0000 | 0 | 0.00 |



1. Indian

a. Individuals/Hindu Undivided Family


| Name of the Shareholder | Details of Shares held | | | Encashed shares | | Details of warrants | | Details of convertible securities | | Total | |
|-------------------------|------------------------|-----------------------------------|------|-----------------|--|---------------------|--|-----------------------------------|--|-------|-----------------------|
| | No of Shares held | As a % of Grand Total (A)+(B)+(C) | No. | As a % | As a % of Grand Total (A)+(B)+(C) of sub class | No of Warrants held | As a % of total no of warrants of the same class | No of convertible securities | As a % of total no of convertible securities of the same class | Total | As a % of Grand Total |
| (I) | (II) | (III) | (IV) | (V) | (VI)= (V)/(III)*100 | (VII) | (VIII) | (IX) | (X) | (XI) | (XII) |
| Dr. Jit Kumar Agarwala | 3576000 | 37.4573 | | NIL | NIL | NIL | NIL | NIL | NIL | NIL | 35,76,000 |
| SUSHIKALA AGARWALA | 1999000 | 27.6016 | | NIL | NIL | NIL | NIL | NIL | NIL | NIL | 19,99,000 |
| Total | 4475000 | 65.0589 | | NIL | NIL | NIL | NIL | NIL | NIL | NIL | 44,75,000 |



1. Indian


a. Bodies Corporate

| Sr. No | | Name of the Shareholder | | Detail of Shares held | | Encumbered shares | | Details of warrants | | Details of convertible securities | | Total Nos. (including under-lying shares as may fall convertible of warrants and convertible securities) of shares of this share cap |
|--------|--|-------------------------|-----------------------------------|-----------------------|--------|--|---------------------|--|------------------------------|--|-------|--|
| (I) | (II) | No of Shares held | As a % of Grand Total (A)+(B)+(C) | No. | As a % | As a % of Grand Total (A)+(B)+(C) of sub clause (D)(a) | No of Warrants held | As a % of total no of warrants of the same class | No of convertible securities | As a % of total no of convertible securities of the same class | (XII) | |
| (I) | (II) | (III) | (IV) | (V) | (VI) | (VII) | (VIII) | (IX) | (X) | (XI) | (XII) | |
| 1 | ASHIJIT TEA COMPANY PVT. LTD. | 470000 | 6.8521 | Nil | Nil | Nil | Nil | Nil | Nil | Nil | Nil | 6,852 |
| 2 | TERAZ FINANCIAL SERVICES PRIVATE LIMITED | 127500 | 1.8534 | Nil | Nil | Nil | Nil | Nil | Nil | Nil | Nil | 1,853 |
| 3 | INDRETA TEA PLANTATIONS PRIVATE LIMITED | 50000 | .4361 | Nil | Nil | Nil | Nil | Nil | Nil | Nil | Nil | 436 |
| TOTAL | | 627500 | 9.1216 | Nil | Nil | Nil | Nil | Nil | Nil | Nil | Nil | 9,121 |



(Continued) Statement showing holding of securities (including shares, warrants, convertible securities) of persons belonging to the category "Public" and holding more than 1% of the total no of shares

| Sl. No. | Name of the Shareholder | No of Shares held | Shares as a % of total no of shares (i.e., brand held total (B)+(C) indicated in Statement | Details of warrants | | Details of convertible securities | | Total shares (including underlying shares) (including full convertible securities) (sum of warrants and convertible securities) as a % of diluted share capital |
|---------|-----------------------------------|-------------------|--|---------------------|--|-----------------------------------|----------------------------------|---|
| | | | | No of Warrants | As a % of total no of Warrants of the same class | No of convertible securities held | % warrant convertible securities | |
| 1 | TECHNOMAT DISTRIBUTORS (P) LTD | 539817 | 4.8670 | Nil | Nil | Nil | Nil | 4.8670 |
| 2 | INDUSTRIAL WAREHO PRIVATE LIMITED | 726022 | 6.7392 | Nil | Nil | Nil | Nil | 6.7392 |
| 3 | ROBERT SUPPLIERS PVT LTD | 324368 | 4.7154 | Nil | Nil | Nil | Nil | 4.7154 |
| 4 | CLAREN SUPPLIERS PRIVATE LTD | 310371 | 4.5117 | Nil | Nil | Nil | Nil | 4.5117 |
| 5 | SHREE WAREHO PVT LTD | 57200 | 1.2676 | Nil | Nil | Nil | Nil | 1.2676 |
| | Total | 1302798 | 20.1009 | Nil | Nil | Nil | Nil | 20.1009 |



(iii) Statement showing holding of securities (including shares, convertible securities) of persons holding 1% or more of the total no. of shares of the company

| | Details of warrants | | Details of convertible securities | | Total shares (including total no. of underlying shares convertible assuming full conversion of warrants and of the same convertible securities) class as a % of diluted share capital |
|---|--|-----------------|---|------------------------------------|---|
| | As a % of total no. of shares (i.e., Grand Total (A)+ (B)+(C) indicated in Statement at para (i) No of Shares (a) above) | No. of Warrants | As a % of total no. of warrants of the same class | No. of convertible securities held | |
| Name(s) of the Shareholder(s) and the Persons Acting in concert (PAC) with them | | | | | |



| Sl # | Folio/Unit/OpId | Name of the Shareholder | No of locked-in Shares | Locked-in shares as a % of total No of shares (Total No of Grand Total (A)+(B)+(C) Indicated in Statement no para (I)(a) above. | | Private/Overseas/Minor/ Public |
|-----------------|-----------------|-------------------------|------------------------|---|--|--------------------------------|
| | | | | | | |
| ----- NIL ----- | | | | | | |



DEHAI TEA CO. LTD.

(II) Statement showing details of Depository Receipts (DRs) as on 31/03/2015

| Sl. # | Type of Outstanding DR (GDRs-SDRs-SORs, etc.) | No of outstanding DRs | No of Shares Underlying Outstanding DRs | Shares underlying outstanding DRs as a % of total No of Shares (100% minus Total (A) + (B) (C) indicated in Statement at para (I)(a) above) |
|-------|--|-----------------------------|--|---|
|-------|--|-----------------------------|--|---|




TEPAI TEA CO. LTD.

(11)(ii) Statement showing holding of Depository Receipts (DRs) where underlying shares held by "promoter/provisional group" are in excess of 1% of the total no of shares as on 30/06/2015

| Name of the DR Holder | Type of Outstanding DR (DRs, SDRs, SDRs, etc.) | No of Shares Underlying Outstanding DRs | Shares underlying outstanding DRs as a % of total No of Shares (i.e., Grand Total DR+ DS (D)+CC) indicated in Statement at para (1)(a) above) |
|-----------------------|---|--|---|
|-----------------------|---|--|---|

--- Nil ---



TEHAI TEA CO. LTD.

Physical / NSDL / CDSL Summary Report as on 30/06/2015

| | Holdens | Shares | % age |
|----------|---------|---------|----------|
| Physical | 461 | 164092 | 2.3682 |
| NSDL | 621 | 6472685 | 94.0922 |
| CDSL | 397 | 242123 | 3.5196 |
| | 1479 | 6879300 | 100.0000 |



18. Public Shareholding

- No. of Shares : 1776200

- % of Shareholding : 25.8195

19. Promoters and Promoter Group Shareholding
a) Pledged/Encumbered

- No of Shares : Nil

- % of Shares : Nil
(as a % of the total shareholding
of promoter and promoter group)

- No of shares : Nil
(as a % of the total share capital
of the company)

b) Non-encumbered

- No of Shares : 5103100

- % of shares : 100.0000
(as a % of the total shareholding
of promoter and promoter group)

- % of shares : 74.1805
(as a % of the total share capital
of the company)

